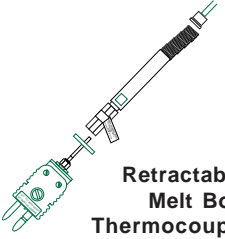
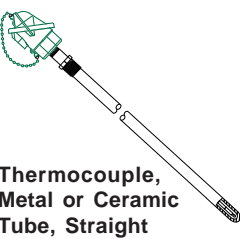
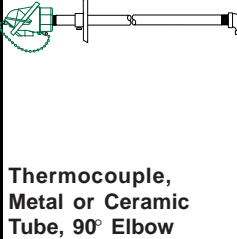
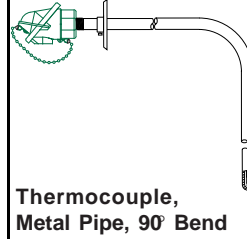
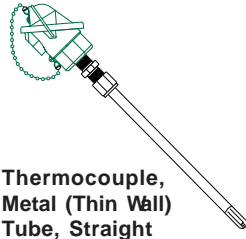


Thermocouple Selector

- Base Metal Alloys
- Types J, K, E, T, N
- Standard or Special Limits Wire
- Single or Dual Elements


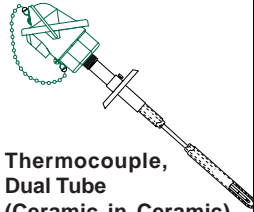
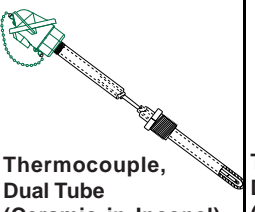
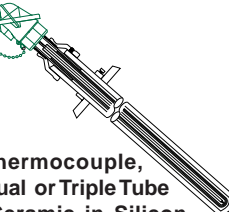
Base Metal Thermocouples for Industrial Applications

	 <p>Retractable Melt Bolt Thermocouple</p>	 <p>Thermocouple, Metal or Ceramic Tube, Straight</p>	 <p>Thermocouple, Metal or Ceramic Tube, 90° Elbow</p>	 <p>Thermocouple, Metal Pipe, 90° Bend</p>	 <p>Thermocouple, Metal (Thin Wall) Tube, Straight</p>
Options	<ul style="list-style-type: none"> • Single or Dual element • 3", 5" or 7" bolt • Support tube surrounding probe 	<ul style="list-style-type: none"> • Metal or ceramic tube • Open or closed end • Grounded or un-grounded junction • Twisted or butt welded junction • Large selection of protection tube materials and cold end termination 	<ul style="list-style-type: none"> • Metal or ceramic hot leg • Open or closed end • Grounded or un-grounded junction • Twisted or butt welded junction • Large selection of protection tube materials and cold end termination 	<ul style="list-style-type: none"> • Open or closed end • Grounded or un-grounded junction • Twisted or butt welded junction • Large selection of protection tube materials and cold end termination 	<ul style="list-style-type: none"> • Open or closed end • Grounded or un-grounded junction • Twisted or butt welded junction • Stainless steel or Inconel protection tube • Large selection of cold end termination
Applications	Measures temperature of melt stream of extruders to provide accurate control and facilitate consistency and smooth flow.	General purpose, but especially appropriate for severe and demanding environments.	Salt baths, heat treating and molten metal applications.	Particularly appropriate for molten metal applications	General purpose use.
Features	<ul style="list-style-type: none"> • Adjustable from 1/8" to 1" depth immersion standard; other ranges available • Fast response; rated to 900°F 	<ul style="list-style-type: none"> • Heavy wall to provide long life of thermocouple in harsh atmosphere • Variety of pipe materials to use in different atmospheres 	<ul style="list-style-type: none"> • Easy to use in molten pots or hanging applications 	<ul style="list-style-type: none"> • Same material entire length of protection tube for optimum thermocouple protection 	<ul style="list-style-type: none"> • Fast response • Variety of tube materials to use in different atmospheres
Comments	Type J only; MgO insulated	Threaded bushing or flange mount. Vertical mounting recommended to prevent sagging.	Mounting flange optional.	Mounting flange optional.	Compression fitting process mount, or double ended bushing mount available.
Page Popular Models	A-10528-100-0-XX A-10528-100-1-XX	J08I-19112-000-0-00 J08I-19112-000-0-10 K08I-16112-000-0-00 K08I-16112-000-0-10 K08I-17124-000-8-22	K08L-01112-012-0-00 K08L-12118-012-0-00 K08L-41118-012-0-00 J08L-41118-012-0-00 J08L-12118-012-0-00	J08A-12118-012-0-00 K08A-12118-012-0-00 K08A-16118-012-0-00	J14I-66318-000-7-00 J20H-67324-000-0-00 K20I-69524-000-7-00
Page	2-41	3-4	3-7	3-10	3-12

Thermocouple Selector

Noble Metal Thermocouples for Industrial Applications

- Noble Metal Alloys
- Types B, R, S, C, F
- Standard or Special Limits Wire
- Single or Dual Elements

	 Thermocouple, Noble Metal, Ceramic Tube, Straight	 Thermocouple, Dual Tube (Ceramic in Ceramic) Straight	 Thermocouple, Dual Tube (Ceramic in Inconel) Straight	 Thermocouple, Dual or Triple Tube (Ceramic in Silicon Carbide) Straight
Options	<ul style="list-style-type: none"> • Open or closed end • Grounded or un-grounded junction • Twisted or butt welded junction • Mullite or aluminum oxide tube • Large selection of cold end termination 	<ul style="list-style-type: none"> • Mullite or aluminum oxide tubes • Large selection of cold end termination 	<ul style="list-style-type: none"> • Mullite or aluminum oxide primary tube • Large selection of cold end termination 	<ul style="list-style-type: none"> • Mullite or aluminum oxide primary tube • Mullite or aluminum oxide middle tube • Large selection of cold end termination
Applications	<ul style="list-style-type: none"> • Heat treating, forging, or annealing • Ceramics and glass industry • Semi-conductor manufacturing • Research laboratories 	<ul style="list-style-type: none"> • Heat treating, forging, or annealing • Ceramics and glass industry • Semi-conductor manufacturing • Research laboratories 	<ul style="list-style-type: none"> • Furnace, kilns, or where protection tube is subject to thermal or mechanical shock • Heat treating, carburizing, nitriding, salt baths, blast furnace operation, and gas generators 	<ul style="list-style-type: none"> • Molten non-ferrous metals • Brick kilns • Ceramic kilns • Incinerators • Wherever sensor is exposed to flames or hot gasses
Features	<ul style="list-style-type: none"> • Aluminum oxide tube impervious to gasses up to 3200°F 	<ul style="list-style-type: none"> • Aluminum oxide tube impervious to gasses up to 3200°F 	<ul style="list-style-type: none"> • Inconel 601 protection tube high resistance to thermal and mechanical shock; resists oxidation up to 2300°F and corrosion at high temperature 	<ul style="list-style-type: none"> • Silicon carbide protection tube has low lag time and long life.
Comments	<ul style="list-style-type: none"> • Threaded bushing or flange mount available • Vertical mounting recommended • Inert gas tube seal optional 	<ul style="list-style-type: none"> • Threaded bushing or flange mount available • Vertical mounting recommended • Inert gas tube seal optional 	<ul style="list-style-type: none"> • Threaded bushing or flange mount available • Inert gas tube seal optional • Inconel 601 tube subject to embrittlement in hydrogen 	<ul style="list-style-type: none"> • Adjustable flange process mount optional • Inert gas tube seal optional
Page Popular Models				

